

## Dumbwaiter Specifications

Mechanical Features		Residential Units		Commercial Units	
		Cable-Waiter		Paca-Waiter	
Weight Capacity	Up To..	100 lbs.	200 lbs.	300 lbs.	500 lbs.
Travel	Up To..	50'	34'	50'	
Stops	Up To..	6 stops	6 stops	5 stops	
Nominal Speed	Feet Per Minute	30 FPM	50 FPM	60 FPM	
Overhead	* Recommended space above top of car.	1'-6"	2'-0"	2'-3"	
Electrical Requirements (Buck Boost Required on Paca-Waiter Units)	Phase	Single			
	Voltage	110 V	230 V		
	Amperage	15A	10 A	30 A	
Drive System		Winding Drum		Winding Drum	
Motor	Horsepower	3/4 HP	1 HP	2 HP	3 HP
Controller Size	Height x Width x Depth	18"x18"x6"		24"x 24"x 8"	
Sheave	Diameter	4"	6-3/8"	7-3/4"	
Drum	Diameter	5-1/4"	5-3/4"	7-3/4"	
Cable Type	Galvanized Aircraft Cable	1/8" x 7 x 19	3/16" x 7 x 19	1/4" x 7 x 19	
Rail Type	Steel	1-1/2" x 1-1/2" x 1/8" Angle		2" x 1" x 3/16" C Channel	
Machine Placement		Above or Below			

\* Additional overhead required for overhead machine configurations and some car gates

Access Door
Materials:
- Primed Steel
- Stainless Steel #4
- By Others

Gates (required)
Bi-parting or Slide-up:
- Powder Coated Steel
- Stainless Steel #4
Tambour (rolltop):
- PVC (CW 100 & PW 200 residential dumbwaiters only)

UL "B" Label Hoistway Door(s)		
Types:	Material:	Options:
- Bi-parting	- Primed Steel	- Stainless Sill(s)
- Slide-up	- Stainless Steel #4	- Counter Loading
- Swing		- Floor Loading
- By Others		- Fusible Link
		- Emergency Release

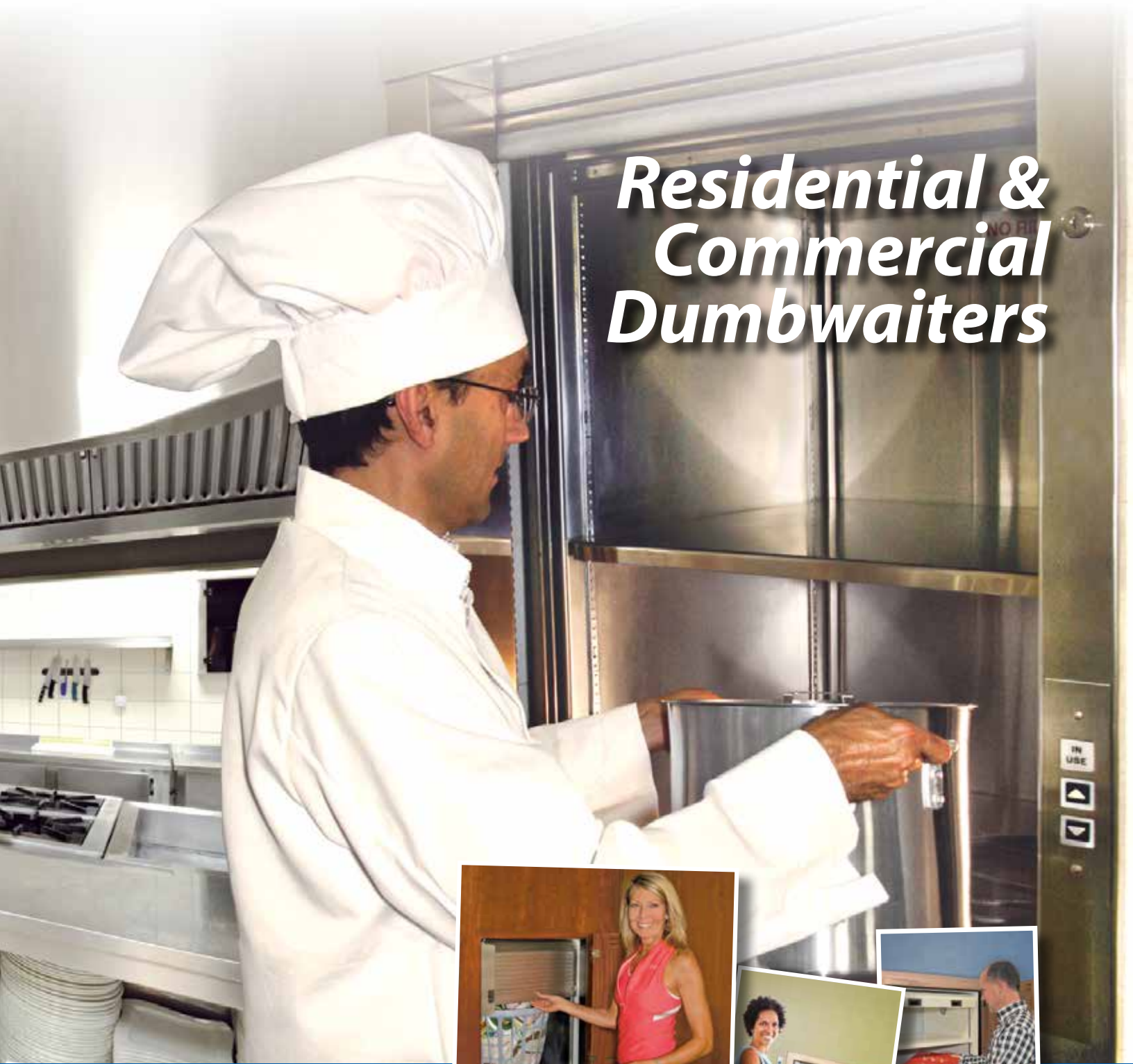
Car
Materials:
- Powder Coated Steel
- Stainless Steel #4
Car Options:
- Shelves
- Light

Additional Options:
- Door Open Buzzer (CW 100 & PW 200)
- Door & Gate Open Alarm (PW 300 & PW 500)
- Car Here
- In use
- Lantern & Chime
- Programmable for Homing (PW 300 & PW 500)

Interlock(s) (required)
- HG-1 Single Contact Interlock (Commercial Doors Only)
- GAL and Cam(s)
- EMI

Products and illustrations shown may not be standard. Specifications describe equipment, which is either standard or optional. Stated ratings are based on standard equipment. Specifications and design are subject to change without notice.

# *Residential & Commercial Dumbwaiters*





Waupaca Elevator Company is one of the nation's leading designers and manufacturers of dumbwaiters for both residential and commercial use. Waupaca has been producing dumbwaiters for more than a half century and offers the experience and solutions to fit almost every need, lift capacity or budget.

Waupaca's dumbwaiter systems provide convenience, economy and design flexibility for your project. A Waupaca dumbwaiter is the perfect solution to enhance the utility of any multi-level home or commercial building.

Our dumbwaiters are engineered for trouble-free performance using quality materials, reliable controls and a hardened steel frame & rail system. We manufacture many of our components, which are assembled with pride at our Appleton, Wisconsin factory.

Waupaca offers comprehensive drawings for your builder or architect. We also provide solutions that simplify the installation process with design flexibility for new construction or retrofit projects.


Through our national dealer network, we have become one of North America's preferred brands for both commercial and residential dumbwaiters.

Waupaca Elevator cares. We do our very best to insure that we operate our manufacturing facility in a responsible manner. This symbol represents our use of best practices and a commitment to environmental stewardship.

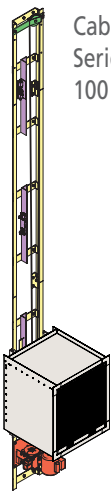


Learn more at  
[WaupacaElevator.com/WeCare](http://WaupacaElevator.com/WeCare)

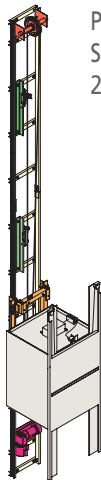
Residential Cable-Waiter or Paca-Waiter models add convenience and utility to any home or business. (roll-top gate shown in home kitchen setting)



Cable-Waiter	Paca-Waiter	
Residential Units	Commercial Units	



Cable-Waiter  
Series 007  
100 lbs



Paca-Waiter  
Series 011  
200 lbs



Paca-Waiter  
Series 311  
300 lbs



Paca-Waiter  
Series 511  
500 lbs

Waupaca residential and commercial dumbwaiters are designed for vertical transport in multi-floor applications. Our dumbwaiters are available in powder-coated steel, or z steel cars. Custom car sizes allow Waupaca to build dumbwaiters to meet specific lift needs. Our winding drum drive system and heavy-

duty steel guide rails are designed for long service life. Safety is assured with standard slack cable monitoring device, car safeties, top final-limit switches, and UL® /cUL® certified controllers. In commercial applications, commercial-grade hoistway doors are available to complete safety and code compliance.

**Standard Features:**

- Car Safety
- Slack Cable Device
- UL Certified Controller
- Call-Send Stations
- Welded Steel
- Car Gates

**Options:**

- Car Shelves
- Car Light
- Stainless Steel
- Access Door
- "B" Label Hoistway Doors

**Commercial Options:**

- Door Open Buzzer
- Lantern and Chime
- Programmable for Homing

**Residential Applications:**

Groceries/Packages, Laundry, Household Supplies, Trash/Recyclables, Water Softener Salt, Firewood, Suitcases, Wine Cases, Computer Hardware, Water Cooler Bottles

**Commercial Applications:**

Restaurants, Retail Stores, Medical Facilities, Offices, Financial Institutions, Libraries, Warehouses, Manufacturing Facilities, Yachts

